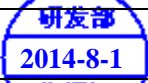
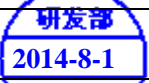

 HOLLYLAND (CHINA) ELECTRONICS TECHNOLOGY CORPORATION LIMITED	PRODUCT SPECIFICATION	ISSUED DATE: 2014/8/5 REV. NO.: A04 DOC. NO.: HLD-PSI-1016 PAGE : Page 1 of 5
	HC10PV RoHS SERIES	

制定 PREPARED BY		审核 CHECKED BY		批准 APPROVED BY	
-------------------	---	------------------	---	-------------------	---

1. 适用范围/ SCOPE

本规格书适用于本公司生产的并获得 UL 认证的 HC10PV 1000V RoHS 系列 HOLLY® 商标的圆筒型帽熔断体。本产品适用于 1000V 及以下太阳能光伏电池组件或其它半导体器件的保护。

This specification defines the technical requirements of fuse-links having cylindrical contact caps type HC10PV RoHS series with HOLLY® brand which have been approved by UL. The fuse series designed for protection photovoltaic battery system and other semiconductor devices where voltage 1000V or below.


产品部件号为: 型号 额定电流 额定电压 安装方式
 Construction of part no: type rated current rated voltage usage mode
 例如 For Example: 10PV 10 U0 -P

* 额定电压 Rated voltage: U0 - 1000V DC

安装方式 Usage mode: P-PCB Fixing

产品部件号 PART NUMBER

目录编号 Part No.	额定电流 Rated Current	额定电压 Rated Voltage	分断电流 Breaking Current (时间常数 Time constant:1-3ms)	电阻值 Resistance (Milli-Ohm)	功耗 Watts Loss (W)		安全认证 APPROVED
					0.8In	1.0In	UL
10PV1U0	1A	1000V DC	30kA	640	0.5	0.9	●
10PV1U0-P	1A	1000V DC	30kA	640	0.5	0.9	○
10PV2U0	2A	1000V DC	30kA	249	1.1	2.0	●
10PV2U0-P	2A	1000V DC	30kA	249	1.1	2.0	○
10PV3U0	3A	1000V DC	30kA	131	1.4	2.5	●
10PV3U0-P	3A	1000V DC	30kA	131	1.4	2.5	○
10PV3.5U0	3.5A	1000V DC	30kA	82	1.4	1.5	●
10PV3.5U0-P	3.5A	1000V DC	30kA	82	1.4	1.5	○
10PV4U0	4A	1000V DC	30kA	93	1.5	2.7	●
10PV4U0-P	4A	1000V DC	30kA	93	1.5	2.7	○
10PV5U0	5A	1000V DC	30kA	50.4	0.9	1.7	●
10PV5U0-P	5A	1000V DC	30kA	50.4	0.9	1.7	○
10PV6U0	6A	1000V DC	30kA	36.5	1.0	1.8	●
10PV6U0-P	6A	1000V DC	30kA	36.5	1.0	1.8	○
10PV8U0	8A	1000V DC	30kA	26.2	1.1	2.0	●
10PV8U0-P	8A	1000V DC	30kA	26.2	1.1	2.0	○
10PV10U0	10A	1000V DC	30kA	19.7	1.3	2.3	●
10PV10U0-P	10A	1000V DC	30kA	19.7	1.3	2.3	○
10PV12U0	12A	1000V DC	30kA	13.7	1.6	2.8	●
10PV12U0-P	12A	1000V DC	30kA	13.7	1.6	2.8	○
10PV15U0	15A	1000V DC	30kA	10.9	1.7	3.0	●
10PV15U0-P	15A	1000V DC	30kA	10.9	1.7	3.0	○

 HOLLYLAND (CHINA) ELECTRONICS TECHNOLOGY CORPORATION LIMITED	PRODUCT SPECIFICATION	ISSUED DATE: 2014/8/5	A04 HLD-PSI-1016 Page 2 of 5
	HC10PV RoHS SERIES	REV. NO.: DOC. NO.: PAGE :	

10PV20U0	20A	1000V DC	30kA	6.6	2.0	3.5	●
10PV20U0-P	20A	1000V DC	30kA	6.6	2.0	3.5	○
●已取得安全认证 ●Denotes for approval ○正在申请安全认证 ○Denotes for pending							

2. 相关标准及认证情况 APPLICABLE STANDARDS & APPROVED DETAILS

2.1 HC10PV RoHS 系列产品适用的相关标准是 UL248-1、UL 2579.

Applicable standards for HC10PV RoHS series are UL248-1、UL2579.

2.2 认证情况 APPROVED DETAILS

产品类型 Type	目录编号 Part No.	额定电压 Rated Voltage	UL		备注 Remark
			认证范围 Approved Range	认证号码 Cert. No.	
HC10PV	10PV(amp rating)U0	1000V DC	1A~20A	E345479	
HC10PV	10PV(amp rating)U0-P	1000V DC	/	/	

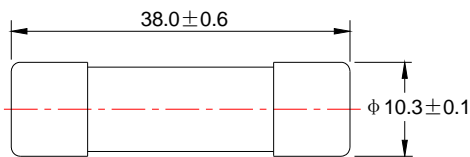
4. 公司地址 ADDRESS

中国福建省厦门市湖里区枋湖路 9-19 号

NO. 9-19, FANGHU ROAD, HULI, XIAMEN, FUJIAN, CHINA.

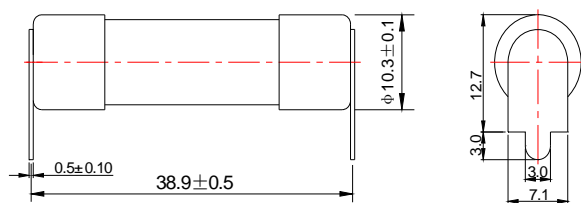
5. 构造图 CONSTRUCTION FIG. & DIMENSION

Part No.: 10PV(amp rating)U0



Part No.: 10PV(amp rating)U0-P

PCB Fixing




5.1 原材料规格 MATERIAL

品名 PART	材料 MATERIAL	备注 REMARK
铜帽 Cap	黄铜 Brass	
内帽 Inner Cap	黄铜 Brass	
陶瓷管 Ceramic Tube	陶瓷 Ceramic	
可熔体 Fusible Element	金属丝、银片 Metal Wire / Silver Sheet	
填料 Filler	石英砂 Quartz Sand	
端子 Terminals	黄铜 Brass	HC10PV(amp rating)U0-P

5.2 陶瓷管 Ceramic Tube

陶瓷管无破裂、缺损或污染等现象。

 HOLLYLAND (CHINA) ELECTRONICS TECHNOLOGY CORPORATION LIMITED	PRODUCT SPECIFICATION	ISSUED DATE: REV. NO.: DOC. NO.: PAGE :	2014/8/5 A04 HLD-PSI-1016 Page 3 of 5
	HC10PV RoHS SERIES		

Ceramic tube shall have no defects such as crack, injury and contamination.

6. 电气特性 ELECTRICAL PERFORMANCES

6.1 测试条件 TEST CONDITIONS

全部测试条件都应在环境温度 $25^{\circ}\text{C} \pm 5^{\circ}\text{C}$ 条件下进行。

All electrical tests are conducted at a ambient temperature of $25 \pm 5^{\circ}\text{C}$.

6.2 负载能力测试 CURRENT-CARRYING CAPACITY TEST

当熔断体通以100%倍额定电流的条件下进行测试时，在4小时内电路不应断开，熔断体不被电流熔断，管体不破裂。

A fuse-link shall carry 100% of rated current for 4 hours, and the circuit shall not be opened. While the fuse is carrying this current, no open circuit, melt fusible element, and ruptured tube shall occur in any manner during this test.

6.3 温度上升试验 TEMPERATURE RISE TEST

当熔断体通以100%倍额定电流的条件下进行测试时，在达到热量平衡后，测量接线端子的温度，接线端子的温度上升必须等于或低于 75°C 。

The circuit is be made to carry 100% of the fuse rating. After thermal equilibrium is reached, the temperature rise on the terminal of each fuse shall be 75°C or less.

6.4 时间-电流特性 TIME-CURRENT CHARACTERISTICS

当熔断体通以下表规定的电流时，其熔断时间必须符合下表的要求，且铜帽不能飞脱、管体不应破裂、损坏。

When the current in the following table is passing the fuse-link, its opening time must be in accordance with the requirements in the following table, that is, the pre-arcing time. Moreover, neither damage of the fuse-tube nor shattering of the cap shall occur.

额定 Rated		熔断时间 BLOWING TIME
1.0In	最快 Min.	4 hours
1.35In	最慢 Max.	1 hour
2.0In	最慢 Max.	4 minutes



**HOLLYLAND (CHINA) ELECTRONICS
TECHNOLOGY CORPORATION LIMITED**

**PRODUCT
SPECIFICATION**

HC10PV RoHS SERIES

ISSUED DATE:

REV. NO.:

DOC. NO.:

PAGE :

2014/8/5

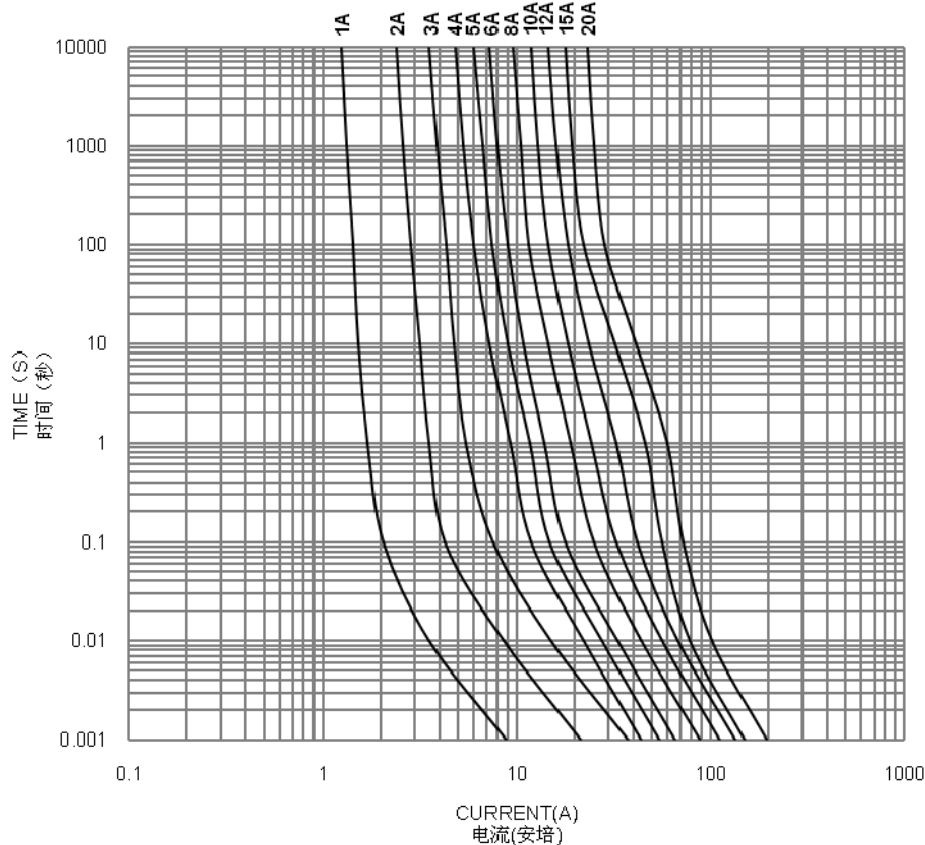
A04

HLD-PSI-1016

Page 4 of 5

6.5 平均I-T特性曲线图(仅供参考) THE AVERAGE I-T CHARACTERISTICS CURVE (FOR REFERENCE ONLY)

HC10gPV平均I-T曲线图(仅供参考)
HC10PV AVERAGE I-T CHARACTERISTICS CURVE
(FOR REFERENCE)



6.6 电阻测试COLD RESISTANCE TEST

环境温度为 $25\pm 5^{\circ}\text{C}$ ，测试电流不大于熔断体额定电流的10%。

Input less than or equal to 10% rated current of fuse-link to fuse for cold resistance test at the ambient temperature of $25\pm 5^{\circ}\text{C}$.

7. 产品标志MARKING

7.1 熔断体上的标志应易于看清。

The relevant markings shall be marked on tube of the fuse-link and shall be easily visible.

7.2 每个熔断体应标有下列标记：The symbol for every fuse shall be as prescribed below:

7.2.1 商标Trade mark: HOLLY®

7.2.2 额定电流Rated current:

7.2.3 额定电压Rated voltage: 1000V DC


7.2.4 分断能力Breaking capacity: IR=30kA

7.2.5 型号标识Type mark:

7.2.6 安全认证标志Safety Approval Logo:

8、储存和使用温度：Storage & Operating Temperature Range: -40°C to $+90^{\circ}\text{C}$

9、海拔高度修正系数(仅供参考)Altitude correction factors (For reference only): 参考标准 IEEE Std C37.40-2003
Refer to the IEEE Std C37.40-2003.

 HOLLYLAND (CHINA) ELECTRONICS TECHNOLOGY CORPORATION LIMITED	PRODUCT SPECIFICATION	ISSUED DATE: 2014/8/5
	HC10PV RoHS SERIES	REV. NO.: A04 DOC. NO.: HLD-PSI-1016 PAGE : Page 5 of 5

海拔高度 Altitude above sea level		额定电流修正系数 Rated current correction coefficient
米 Meters	英尺 Feet	
1000	3300	1.0
1500	5000	0.99
2100	7000	0.98
2400	8000	0.97
2700	9000	0.96
3000	10 000	0.96
3600	12 000	0.95
4300	14 000	0.93
4900	16 000	0.92

10.包装要求PACKING DETAILS

10.1 包装方式 Packing:

10.1.1 包装方式 A Packing A:10PV(amp rating)U0

10.1.1.1 小盒参考尺寸Small Box Size: 长x宽x高length x width x height=78x52x11.5mm。

10.1.1.2 外箱参考尺寸External Carton Size: 长x宽x高length x width x height=280x240x200mm。

10.1.1.3 包装要求: 10 个/小盒; 10 小盒/热缩袋; 20 热缩袋/每箱。

Packing Details: 10EA/small box;10 small boxes / Film bag;20 Film bags /exported carton.

10.1.2 包装方式 B packing B: 10PV(amp rating)U0-P

10.1.2.1 小盒参考尺寸Small Box Size: 长x宽x高length x width x height=53x40x15.5mm。

10.1.2.2 中盒参考尺寸 Box Size: 长x宽x高length x width x height=113x92x68mm。

10.1.2.3 外箱参考尺寸External Carton Size: 长x宽x高length x width x height=478x224x160mm。

10.1.2.4 包装要求: 5 个/小盒; 16小盒/盒; 20 热缩袋/每箱。

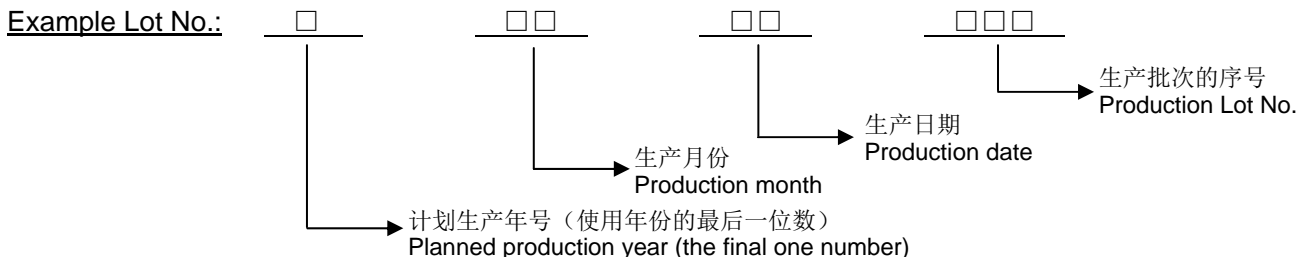
Packing Details: 5EA/small box; 16 small boxes / box; 20 boxes /exported carton.

10.2 标签Label

标签应包括: 型号、额定电压、额定电流、批量号码、安全认证标志、RoHS 标志。

The label in the smallest package in which the fuse-links are put shall contain the Type, Rated voltage, Rated current, Lot. No., Safety approval logo, "RoHS" mark.

例批量号:



10.3 所有产品的包装应能达到防潮、抗振的作用，以防在运输或贮存过程中产品受潮或损坏。

Packing should meet the requirements of anti-moisture and anti-shaking so that the products will not absorb moisture or be damaged during transportation or storage.